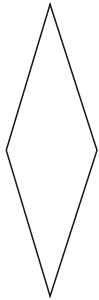


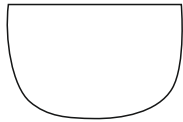
Schwalbe basteln aus einer Klopapierrolle




Schnabel (orange)



Kehle (dunkelrot)

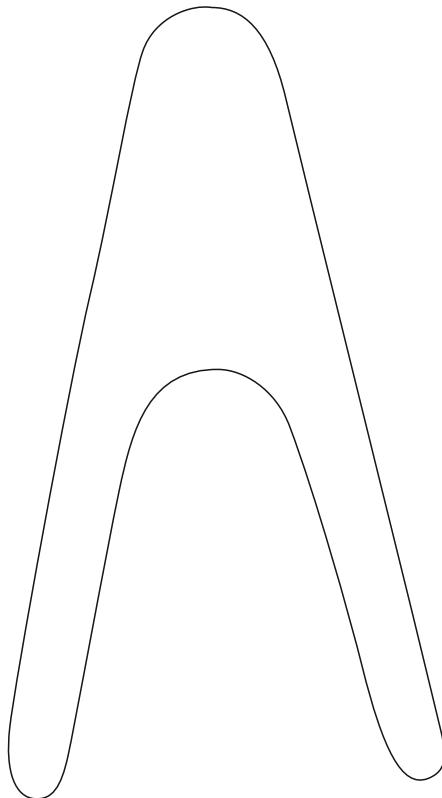


Brust (weiß)

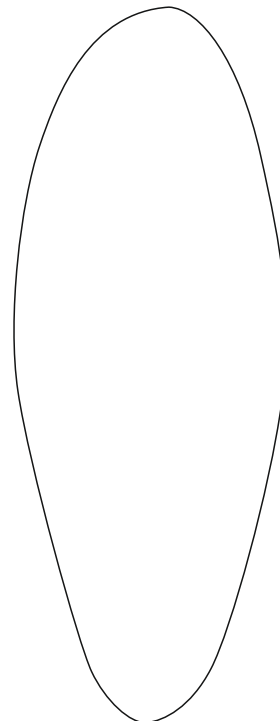


Aussparung
für den Arm
(links und rechts)

Schwanz (schwarz)



Flügel (schwarz - 2x)



Schwalbe basteln aus einer Klopapierrolle

